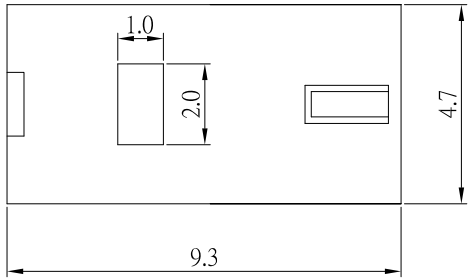

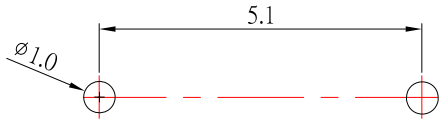

PCB LAYOUT

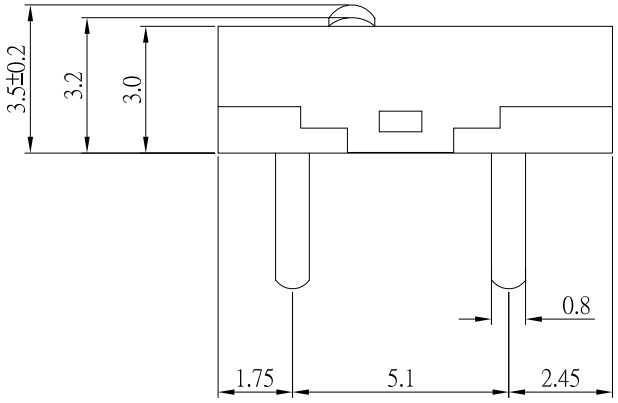

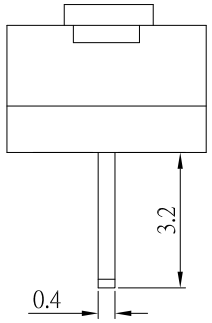

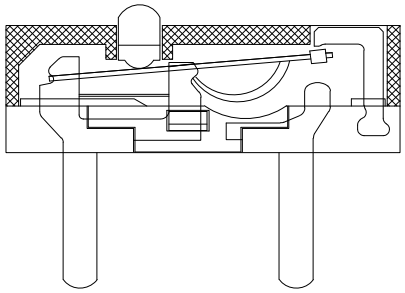

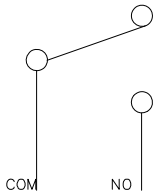

SCHEMATIC

SPECIFICATIONS

1. Rating : DC 12V 50mA
2. Contact Resistance : 100mΩ Max
3. Insulation Resistance : 100MΩ Min
4. Withstand Voltage : AC 250V
5. Operating Force : 70±10gf
6. Operating Position : 3.2 ±0.1 mm
7. Mechanical Life : 1,000,000 cycles Min

PART NAME	QTY.	MATERIAL	REMARK
Button	1	POM	White
Cover	1	PBT	Black
Base	1	LCP	
Contact	1	Silver Alloy	
Shrapnel	1	Copper Alloy	
Terminal	3	BRASS	Plating Silver

ITEM NO.	DESCRIPTION	DRAWN	DATE
3	更新圖面	Jack	121620
2	更新料號	Jack	090517
1	新增尺寸	Jack	112613

CONTACT 建倚科技股份有限公司
CONTACT TECHNOLOGY CORP.

TOLERANCE UNLESS OTHERWISE STATED : Up to 5 ±0.2; Above 5 ~ 15 ±0.3; Above 15 ~ 30 ±0.4; Above 30 ~ 50 ±0.5; Angle ±0.3°

3RD. ANGEL'S | UNITS MM

DRAWN BY: Jack Lu	DATE 12/16/20	MAT'L	
CHECKED BY: Jacky Chen	DATE 12/16/20	FINISH	
APPROVED BY: Tony Kao	DATE 12/16/20	SCALE 1 : 1	SHEET NO. 1 of 1

TITLE	SWITCH		
MODLE	MICRO SWITCH		
DWG NO.	DA-P2L-0P10-S105	SIZE	A4
PART NO.	DA-P2L-0P10-S105	VER	R3