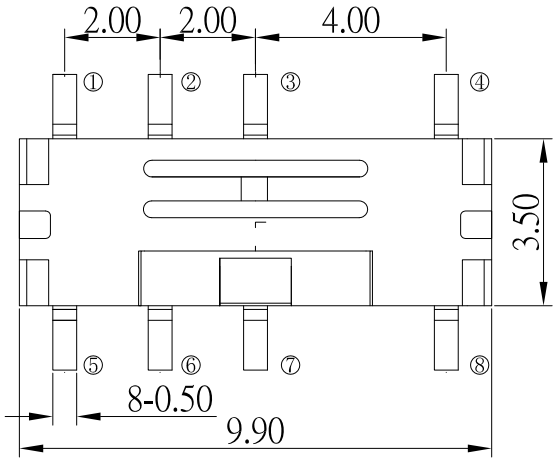

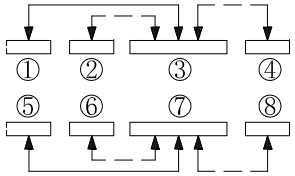

CIRCUIT DIAGRAM

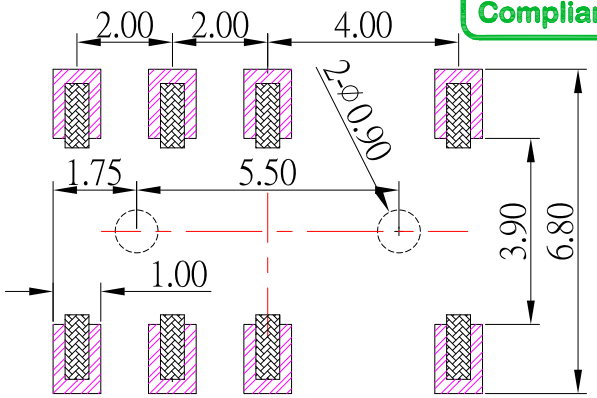

P.C.B LAND PATTERN

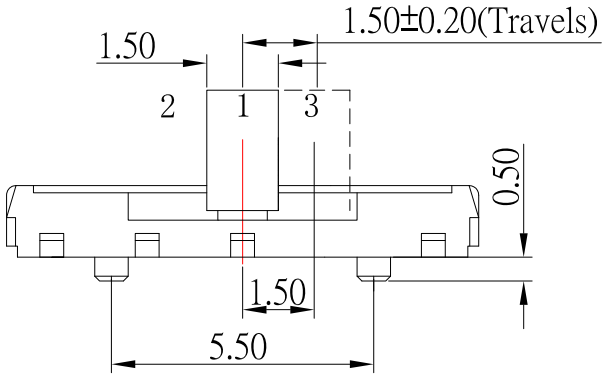

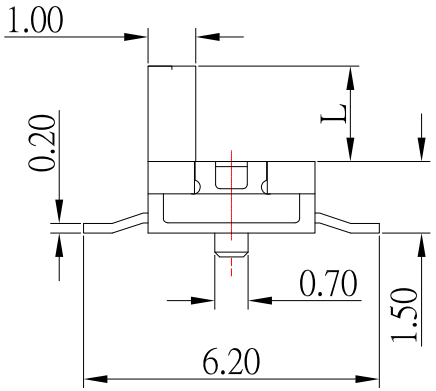

Model No.	L (mm)
SS-C91	1.0
SS-C91B	2.0
SS-C91C	3.0

SPECIFICATIONS

Rating	0.3A 4V DC
Insulation Resistance	50MΩ Min.
Dielectric Withstanding Voltage	AC 250 V(50Hz)1min
Contact Resistance	100mΩ Max.
Operating Force	200 ± 70gf
Operating Life	10,000 cycles

NO.	DESCRIPTION	QTY	MATERIAL	PLATING
E	TERMINAL	8	PHOSPHOR BRONZE	Ag plated
D	CLIP	2	BECU	Ag plated
C	COVER	1	STAINLESS STEEL	
B	CASE	1	LCP	Black
A	SLIDER	1	PA46	Black

ITEM NO.	DESCRIPTION	DRAWN	DATE
7	新增Travels及更新Operating Force和更新CIRCUIT DIAGRAM	Jack	113020
6	新增柄高選項	Jack	102020
5	更新外型樣式	Jack	041119
4	更新外型樣式	Jack	032819
3	更新外型樣式	Jack	030519
2	更新為A0版	Jack	062617
1	更新材質	Jack	111513

CONTACT 建倚科技股份有限公司
CONTACT TECHNOLOGY CORP.

TOLERANCE UNLESS OTHERWISE STATED : Up to 5 ±0.2; Above 5 ~ 15 ±0.3; Above 15 ~ 30 ±0.4; Above 30 ~ 50 ±0.5; Angle ±0.3°

3RD. ANGEL'S | UNITS | MM

DRAWN BY: Jack Lu	DATE 11/30/20	MAT'L		TITLE	SWITCH
CHECKED BY: Jacky Chen	DATE 11/30/20	FINISH		MODLE	SLIDE SWITCH
APPROVED BY: Tony Kao	DATE 11/30/20	SCALE	1 : 1	DWG NO.	SS-C91x-S246
		SHEET NO.	1 of 1	PART NO.	SS-C91x-S246

SIZE A4 | VER R7