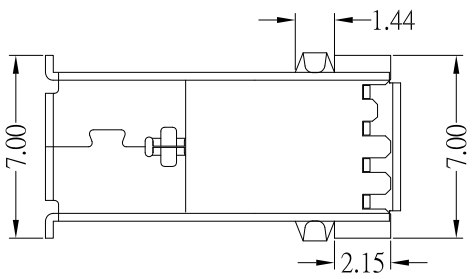

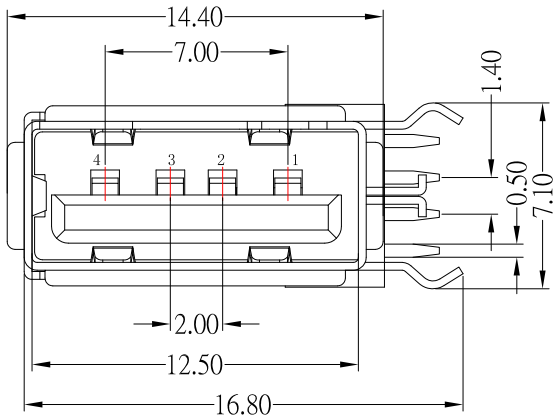

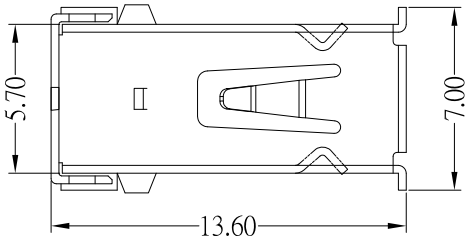

SUA-110P3x-x-S236

SHELL :

Blank : Brass
I : SPCC

COLOR :

Black: B
White : W

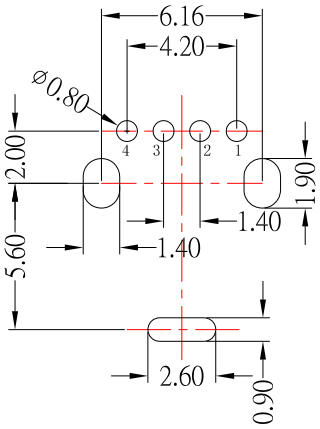

PCB LAYOUT MOUNTING PATTERN

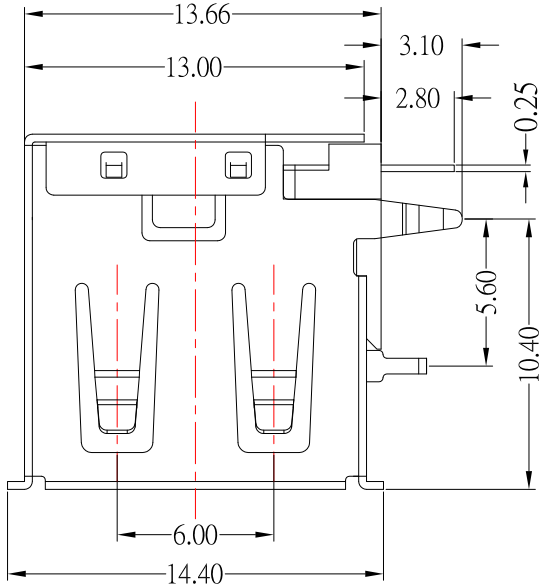

SPECIFICATIONS

Electrical:

1.Rated Voltage: 30V

2.Rated Current: 1.0 A

3.Dielectric Withstanding Voltage: AC 500 V / 1MIN

4.Insulation Resistance: 1,000 MΩ Min

5.Contact Resistance: 30 mΩ Max

Material:

1.Housing: PBT

2.Contact: Brass

3.Shell: Brass / SPCC

Finish:

1.Contact: Plated Gold in Mating Area ;

Tin Plated on Solder Balls

Nickel under plated overall

2.Shell: Nickel under Plated surface layer

ITEM NO.	DESCRIPTION	DRAWN	DATE
4	更新材質	Jack	032922
3	新增尺寸及更新PIN編碼及更新SPEC	Jack	040120
2	新增尺寸	Jack	072519
1	新增尺寸	Jack	050319

CONTACT 建倚科技股份有限公司 CONTACT TECHNOLOGY CORP.

TOLERANCE UNLESS OTHERWISE STATED : Up to 5 ±0.2; Above 5 ~ 15 ±0.3; Above 15 ~ 30 ±0.4; Above 30 ~ 50 ±0.5; Angle ±0.3°

3RD. ANGEL'S | UNITS MM

DRAWN BY: Jack Lu	DATE 03/29/22	MAT'L		TITLE	CONNECTOR		
CHECKED BY: Jacky Chen	DATE 03/29/22	FINISH		MODLE	USB AF側插短體Y型腳有卷邊 L=13.6		
APPROVED BY: Tony Kao	DATE 03/29/22	SCALE	1 : 1	DWG NO.	SUA-110P3x-x-S236	SIZE	A4
		SHEET NO.	1 of 1	PART NO.	SUA-110P3x-x-S236	VER	R4