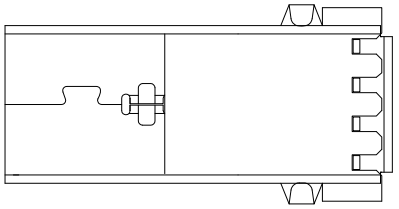

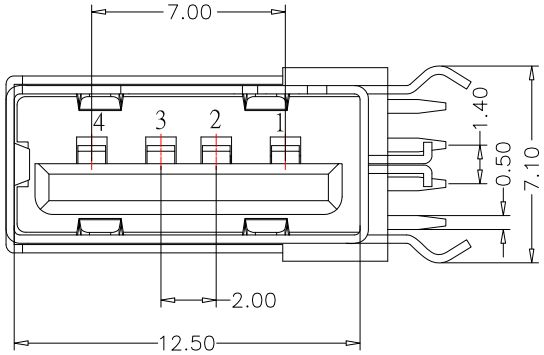

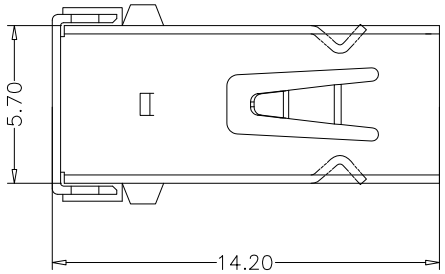

SUA-110P4x-x-S235

SHELL :

Blank : BRASS
I : SPCC

COLOR :

Black: B
White : W

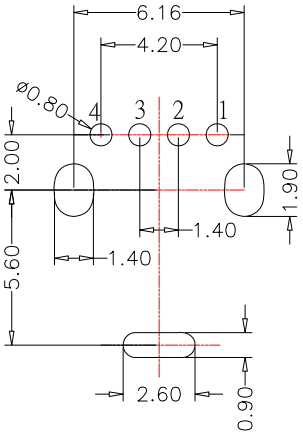

PCB LAYOUT MOUNTING PATTERN

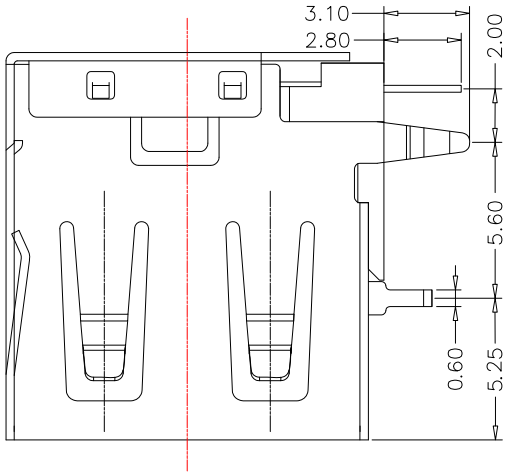

SPECIFICATIONS

Electrical:

1.Rated Voltage: 500V AC / DC
2.Rated Current: 2.0 A Max
3.Dielectric Withstanding Voltage: AC 500 V / 1MIN
4.Insulation Resistance: 1,000 MΩ Min
5.Contact Resistance: 30 mΩ Max

Material:

1.Housing: Thermo plastics ,UL94V-0
2.Terminal: Phosphor Bronze
3.Shell: Brass / Spcc

Finish:

1.Contact: Plated Gold in Mating Area ;
Tin Plated on Solder Balls
Nickel under plated overall
2.Shell: Nickel under Plated surface layer

ITEM NO.	DESCRIPTION	DRAWN	DATE
7	更新MODLE	Jack	031821
6	更新外殼材質	Jack	112315
5	新增外殼材質選項	Jack	112714
4	更新尺寸14.00改14.20及新增尺寸和更新為A0版	Jack	091814
3	更新圖面膠芯樣式及尺寸	Jack	082514
2	新增尺寸	Jack	050613
1	新增PIN腳編號	Jack	050313

CONTACT 建倚科技股份有限公司
CONTACT TECHNOLOGY CORP.

TOLERANCE UNLESS OTHERWISE STATED : Up to 5 ±0.2; Above 5 ~ 15 ±0.3; Above 15 ~ 30 ±0.4; Above 30 ~ 50 ±0.5; Angle ±0.3°

3RD. ANGEL'S

UNITS MM

DRAWN BY: Jack Lu	DATE 03/18/21	MAT'L	
CHECKED BY: Jacky Chen	DATE 03/18/21	FINISH	
APPROVED BY: Tony Kao	DATE 03/18/21	SCALE 1 : 1	SHEET NO. 1 of 1

TITLE	CONNECTOR
MODLE	USB AF側插短体體Y型腳無捲邊（L=14.2）
DWG NO.	SUA-110P4x-x-S235
PART NO.	SUA-110P4x-x-S235
SIZE	A4
VER	R7