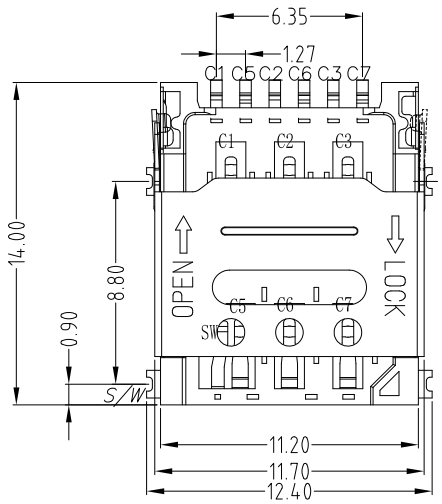

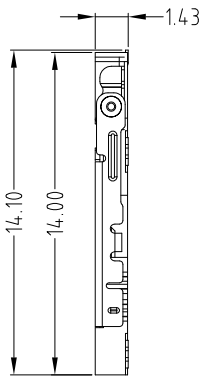

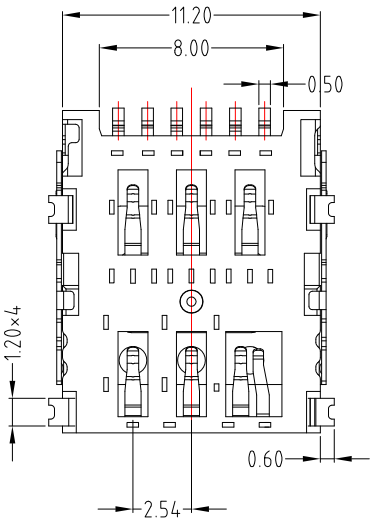

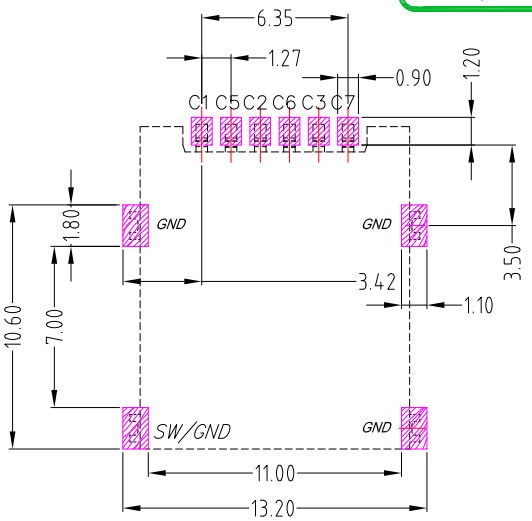

P.C.B LAYOUT MOUNTING PATTERN

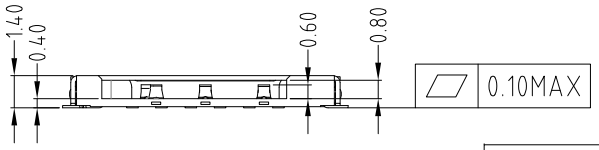

Circuit Diagram for Card Detect Switch	
With Card	With out Card
S/W — C5	S/W — C5

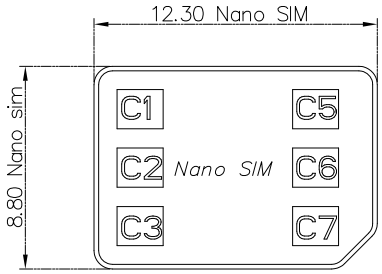

PIN NO.	PIN NAME
C1	VCC
C2	RST
C3	CLK
C5	GND
C6	VPP
C7	I/O
S/W	SWITSH PIN

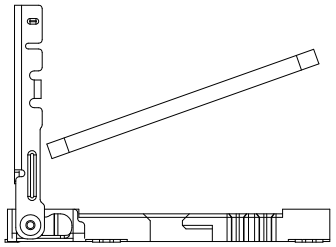

STEP 1 INSERT NANO SIM CARD

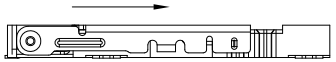

STEP 2 PUSH THE SHELL

STEP 3 FINISH

SPECIFICATION:

1. CURRENT RATING : 0.5 mA AC / DC MAX.
2. VOLTAGE RATING : 5V AC / DC
3. INSULATION RESISTANCE : 100MΩ MIN.
4. CONTACT RESISTANCE : 80mΩ MAX.
5. OPERATING TEMPERATURE : -40°C TO +85°C.
6. STORAGE TEMPERATURE : -40°C TO +85°C.
7. LIFE : 5000 CYCLES

MATERIALS:

1. HOUSING : LCP
2. CONTACT : PHOSPHOR BRONZE
3. SHELL : SUS

Finish:

1. Finish: CONTACT: PLATED GOLD IN MATING AREA ;
   GOLD PLATED ON SOLDER BALLS ;
   NICKEL UNDER PLATED OVERALL
2. SHELL: NICKEL UNDER PLATED SURFACE LAYER

ITEM NO.	DESCRIPTION	DRAWN	DATE
6	更新樣式	Jack	032024
5	更新樣式	Jack	022924
4	新增平整度標示	Jack	072723
3	新增pin編號	Jack	091322
2	更新料號	Jack	070522
1	更新OPERATING TEMPERATURE	Jack	080621

CONTACT 建倚科技股份有限公司
CONTACT TECHNOLOGY CORP.

TOLERANCE UNLESS OTHERWISE STATED : Up to 5 ±0.2; Above 5 ~ 15 ±0.3; Above 15 ~ 30 ±0.4; Above 30 ~ 50 ±0.5; Angle ±0.3

3RD. ANGEL'S | UNITS | MM

DRAWN BY: Jack Lu	DATE 03/20/24	MAT'L	
CHECKED BY: Jacky Chen	DATE 03/20/24	FINISH	
APPROVED BY: Tony Kao	DATE 03/20/24	SCALE 1 : 1	SHEET NO. 1 of 1

TITLE	CONNECTOR		
MODLE	Nano SIM CARD 掀蓋 1.40H 7P 帶開關		
DWG NO.	NSIM-SFB007R-S267	SIZE	A4
PART NO.	NSIM-SFB007R-S267	VER	R6