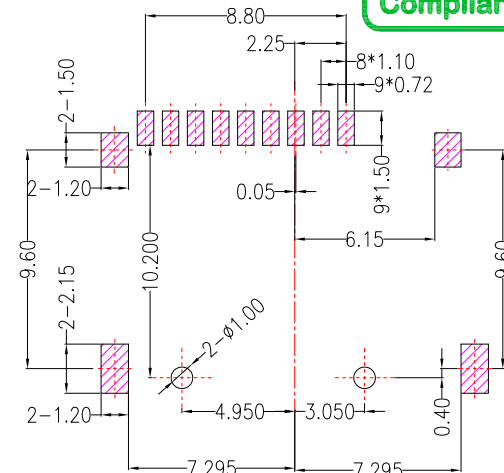


PIN ASSIGNMENT



PCB LAYOUT

SPECIFICATION

Electrical :

- 1.Current Rating: 0.5mA AC / DC Max
- 2.Voltage Rating: 12V AC / DC
- 3.Contact Resistance: 100 mΩ Max.
- 4.Insulation Resistance: 1,000 MΩ Min.

Environmental:

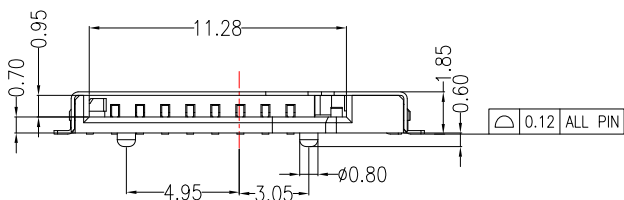
- 1.Operating Temperature: -20°C ~ +60°C.

Material:

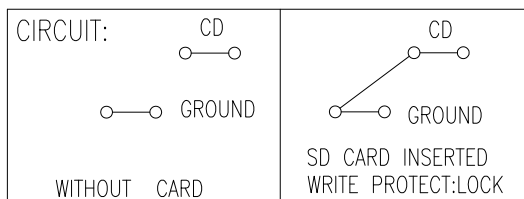
- 1.Housing: LCP
- 2.Contact: Phosphor Bronze
- 3.Shell: SUS

Finish:

- 1.Contact: Plated Gold in Mating Area ;
Tin Plated on Solder Balls ;
Nickel under plated overall
- 2.Shell: Nickel under Plated surface layer



PIN NO.	PIN ASSIGNMENT
1#	DAT2
2#	CD/DAT3
3#	CMD
4#	VDD
5#	CLK
6#	VSS
7#	DAT0
8#	DAT1



ITEM NO.	DESCRIPTION	DRAWN	DATE
7	更新尺寸	Jack	021023
6	更新樣式	Jack	010821
5	更新圖面	Jack	050520
4	更新尺寸	Jack	011118
3	更新尺寸	Jack	011018
2	更新圖面	Jack	010518
1	更新料號	Jack	122316



TOLERANCE UNLESS OTHERWISE STATED :

Up to 5	±0.2
Above 5 ~ 15	±0.3
Above 15 ~ 30	±0.4
Above 30 ~ 50	±0.5
Angle	±0.3°

3RD. ANGEL'S



UNITS MM

DRAWN BY:	DATE
Jack Lu	02/10/23
CHECKED BY:	DATE
Jacky Chen	02/10/23
APPROVED BY:	DATE
Tony Kao	02/10/23

MAT'L	TITLE	CONNECTOR
	MODLE	T Flash 卡座 PUSH
SCALE	DWG NO.	SD-TF21-406-S304
SHEET NO.	PART NO.	SD-TF21-406-S304
	SIZE	A4
	VER	R7