

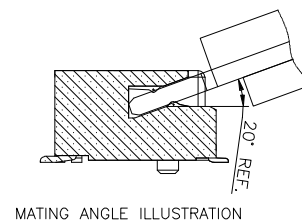
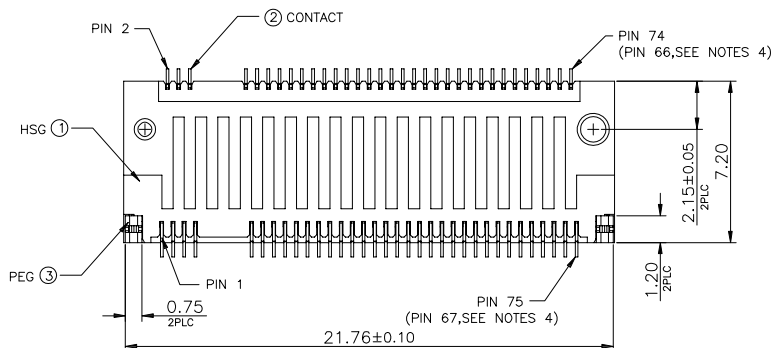
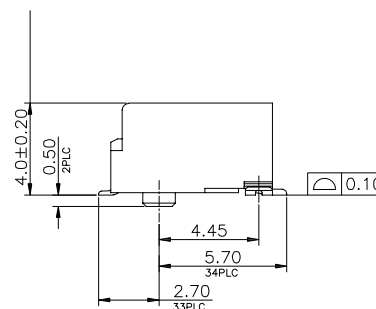
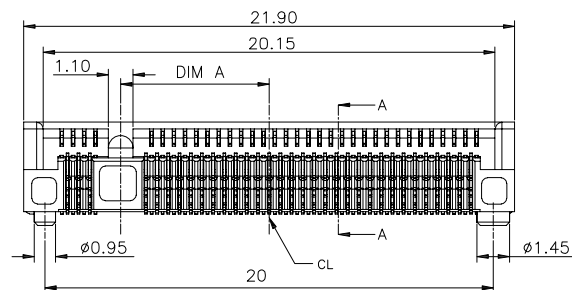
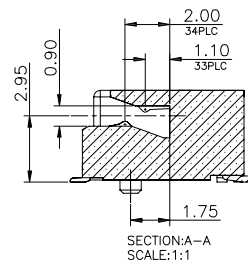
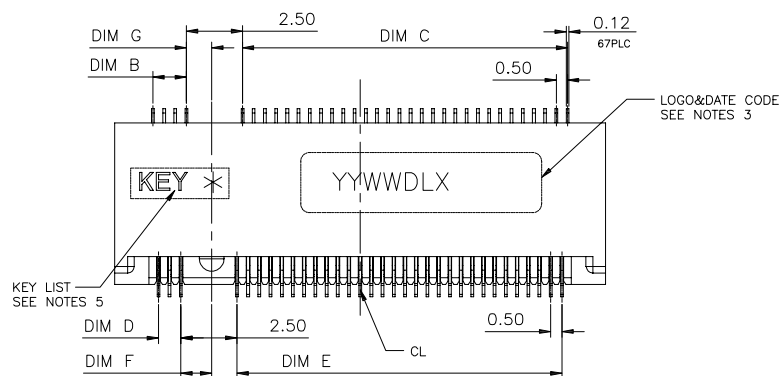


# NGF-40S1x-x-S268

鍍層厚度:

- Blank : 1u"
- 2 : 15u"
- 3 : 30u"

KEY NAME	DIM A	DIM B	DIM C	DIM D	DIM E	DIM F	DIM G
M	-6.125	14.0	2.0	14.0	1.5	1.125	1.375
L	-5.125	13.0	3.0	13.0	2.5	1.125	1.375
K	-4.125	12.0	4.0	12.0	3.5	1.125	1.375
J	-3.125	11.0	5.0	11.0	4.5	1.125	1.375
H	-2.125	10.0	6.0	10.0	5.5	1.125	1.375
G	-1.125	9.0	7.0	9.0	6.5	1.125	1.375
F	1.625	6.5	9.5	6.0	9.5	1.375	1.125
E	2.625	5.5	10.5	5.0	10.5	1.375	1.125
D	3.625	4.5	11.5	4.0	11.5	1.375	1.125
C	4.625	3.5	12.5	3.0	12.5	1.375	1.125
B	5.625	2.5	13.5	2.0	13.5	1.375	1.125
A	6.625	1.5	14.5	1.0	14.5	1.375	1.125



## MATERIAL:

1.1 Housing: LCP,Black

1.2 Contact: Phosphor Bronze

1.3 Solder Peg: SUS

## 2.Finish:

2.1 Contact: Plated Gold in Mating Area ;

Gold Plated on Solder Balls ;

Nickel under plated overall

2.2 Solder Peg: Tin Plated on Solder Balls

Nickel under plated overall

**CONTACT** 建倚科技股份有限公司  
CONTACT TECHNOLOGY CORP.

TOLERANCE UNLESS OTHERWISE STATED:  
 Up to 5 ±0.2  
 Above 5 ~ 15 ±0.3  
 Above 15 ~ 30 ±0.4  
 Above 30 ~ 50 ±0.5  
 Angle ±0.3°

3RD. ANGEL'S



UNITS MM

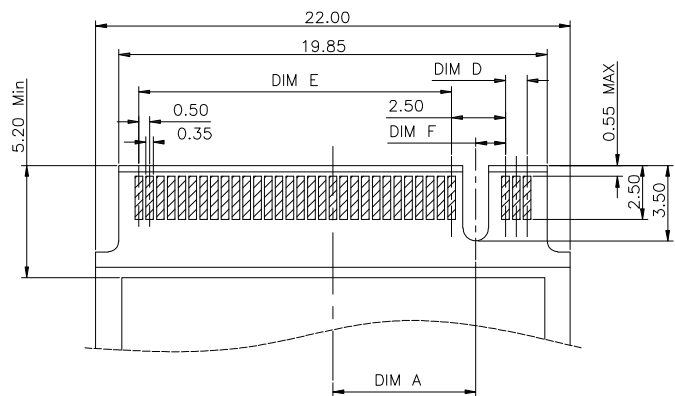
DRAWN BY: Jack Lu  
 CHECKED BY: Jacky Chen  
 APPROVED BY: Tony Kao  
 DATE: 07/22/22

MAT'L  
 FINISH  
 SCALE: 1 : 1  
 SHEET NO. 1 of 2

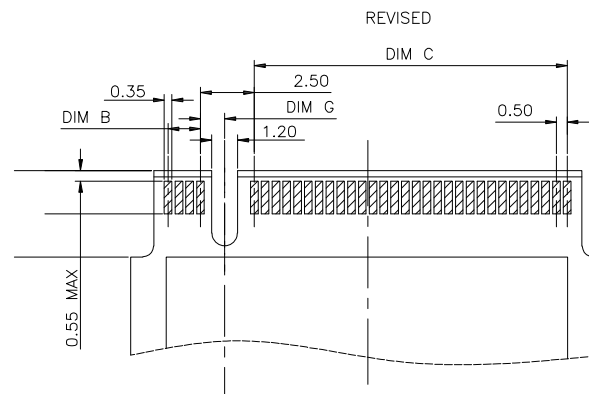
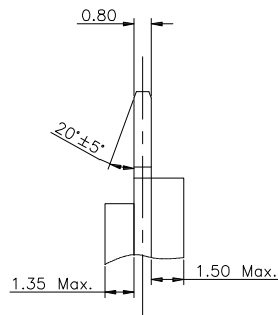
TITLE: CONNECTOR  
 MODLE: NGFF 0.5PITCH 67P H:4.0  
 DWG NO.: NGF-40S1x-x-S268  
 PART NO.: NGF-40S1x-x-S268

ITEM NO.	DESCRIPTION	DRAWN	DATE

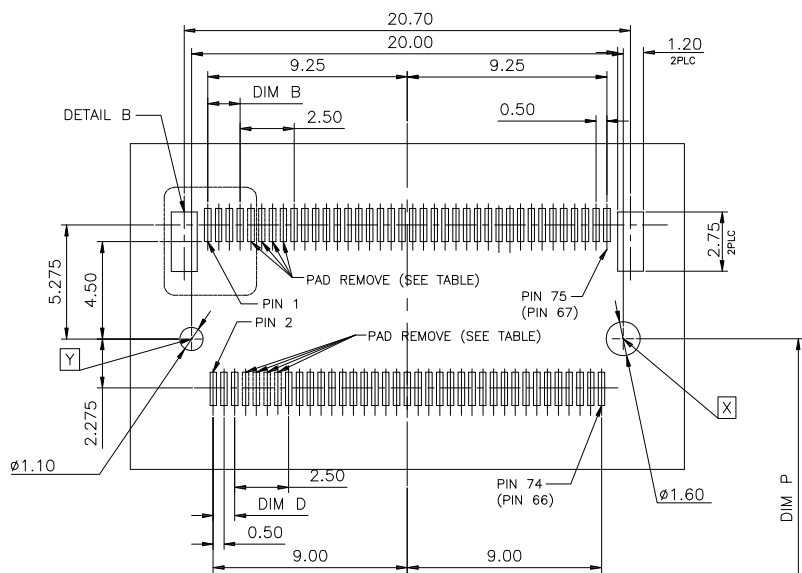
SIZE: A4  
 VER: R



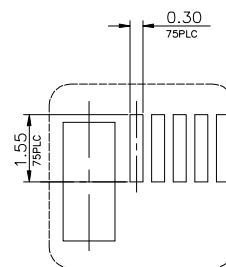
BOTTOM SIDE



TOP SIDE



RECOMMENDED PCB LAYOUT



DETAIL B  
SCALE 2:1

22110	108.25
2280	78.25
2260	58.25
2242	40.25
2230	28.25
3042	40.25
3030	28.25
MODULE TYPE DIM P	

M	L	K	J	H	G	F	E	D	C	B	A
PIN 59-66	PIN 55-62	PIN 51-58	PIN 47-54	PIN 43-50	PIN 39-46	PIN 28-35	PIN 24-31	PIN 20-27	PIN 16-23	PIN 12-19	PIN 8-15
-6.125	-5.125	-4.125	-3.125	-2.125	-1.125	1.625	2.625	3.625	4.625	5.625	6.625
14.0	13.0	12.0	11.0	10.0	9.0	6.5	5.5	4.5	3.5	2.5	1.5
2.0	3.0	4.0	5.0	6.0	7.0	9.5	10.5	11.5	12.5	13.5	14.5
14.0	13.0	12.0	11.0	10.0	9.0	6.5	5.5	4.5	3.5	2.5	1.5
1.5	2.5	3.5	4.5	5.5	6.5	9.5	10.5	11.5	12.5	13.5	14.5
1.125	1.125	1.125	1.125	1.125	1.125	1.375	1.125	1.125	1.125	1.125	1.125
KEY ID	PAD REMOVED	DIM A	DIM B	DIM C	DIM D	DIM E	DIM F	DIM G			

ITEM NO.	DESCRIPTION	DRAWN	DATE

**CONTACT** 建倚科技股份有限公司  
CONTACT TECHNOLOGY CORP.

TOLERANCE UNLESS OTHERWISE STATED:  
Up to 5 ±0.2  
Above 5 ~ 15 ±0.3  
Above 15 ~ 30 ±0.4  
Above 30 ~ 50 ±0.5  
Angle ±0.3°

3RD. ANGEL'S



UNITS MM

DRAWN BY:	DATE	MAT'L	TITLE	CONNECTOR
Jack Lu	07/22/22	FINISH	MODLE	NGFF 0.5PITCH 67P H:4.0
CHECKED BY:	DATE	SCALE	DWG NO.	NGF-40S1x-x-S268
Jacky Chen	07/22/22	1 : 1	PART NO.	NGF-40S1x-x-S268
APPROVED BY:	DATE	SHEET NO.	2 of 2	SIZE A4
Tony Kao	07/22/22	VER	R	