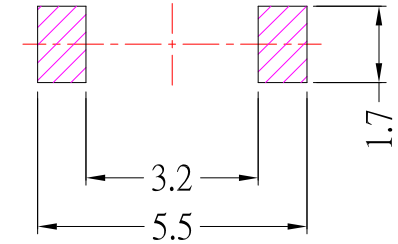
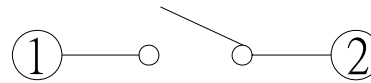


Model No.	H (mm)	Knob Color
TS-A85	2.0	BLACK
TS-A85A	2.5	BLACK
TS-A85G	4.0	BLACK
TS-A85C	7.0	BLACK



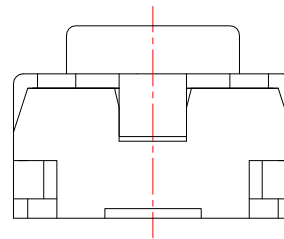
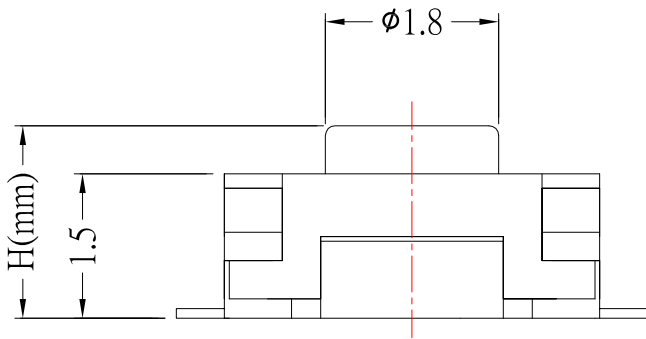
P.C.B. LAYOUT MOUNTING PATTERN



CIRCUIT DIAGRAM

SPECIFICATIONS

Rating	DC 12V 50mA Max.
Contact Resistance	100mΩ Max.
Travel	0.15 ± 0.1mm
Operating Force	1   130 ± 50gf   2   160 ± 50gf   3   250 ± 50gf   4   320 ± 50gf
Operating Life (cycles)	100,000



F	DUST COVER	1	PI FILM	
E	TERMINAL	4	PHOSPHOR BRONZE	Ag plated
D	CONTACT	1	SUS	Ag plated
C	COVER	1	SUS	
B	CASE	1	LCP(Black)	
A	STEM	1	LCP(Black)	
NO.	DESCRIPTION	QTY	MATERIAL	PLATING

ITEM NO.	DESCRIPTION	DRAWN	DATE
9	新增材質顏色	Jack	081324
8	新增材質表	Jack	080620
7	新增高度4.0選項	Jack	090515
6	更新高度選項	Jack	063015

**CONTACT** 建倚科技股份有限公司  
**CONTACT TECHNOLOGY CORP.**

TOLERANCE UNLESS OTHERWISE STATED :

Up to 5	±0.2
Above 5 ~ 15	±0.3
Above 15 ~ 30	±0.4
Above 30 ~ 50	±0.5
Angle	±0.3°

3RD. ANGEL'S

UNITS MM

DRAWN BY:	DATE	MAT'L	TITLE	SWITCH
Jack Lu	08/06/20	FINISH	MODLE	TACT SWITCH
CHECKED BY:	DATE	SCALE	DWG NO.	TS-A85x-x-s126
Jacky Chen	08/06/20	1 : 1	PART NO.	TS-A85x-x-s126
APPROVED BY:	DATE	SHEET NO.	1 of 1	
Tony Kao	08/06/20			

SIZE	A4
VER	R9